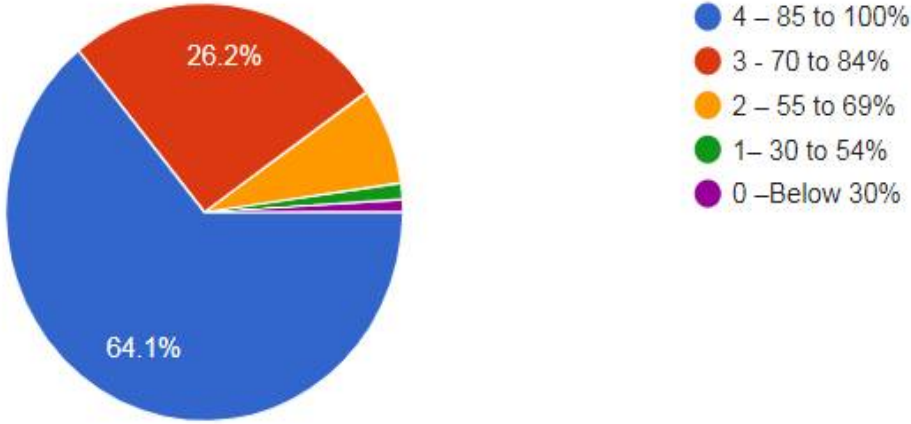
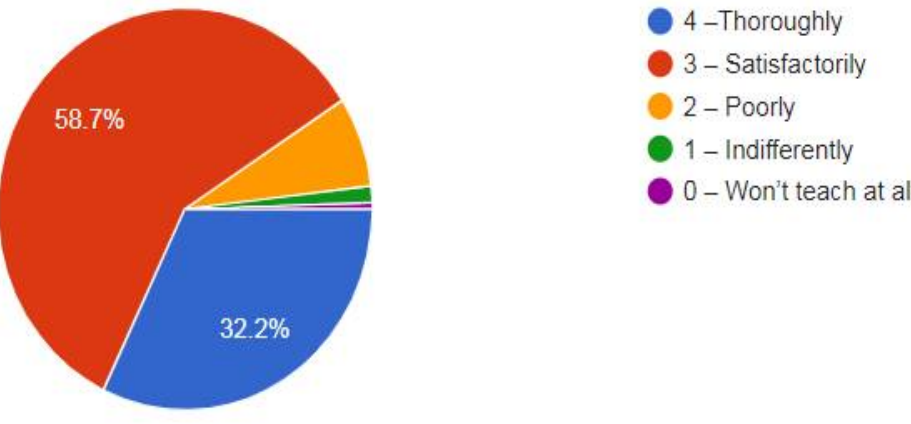
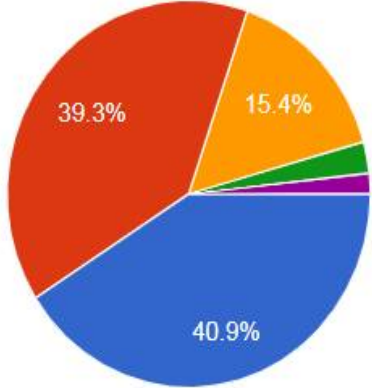
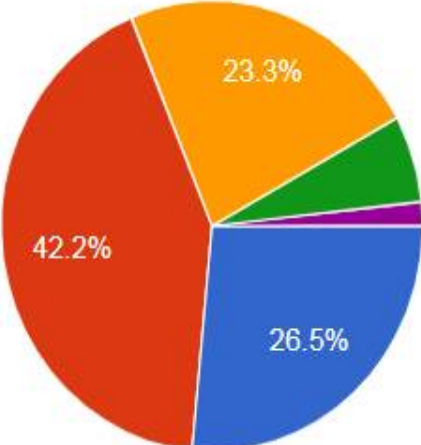
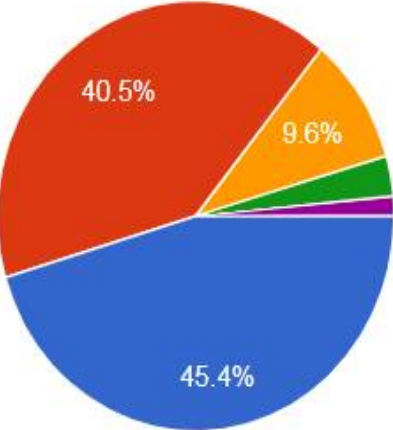


MAHATMA GANDHI INSTITUTE OF TECHNOLOGY
(Autonomous)
 Gandipet, Hyderabad – 500 075
STUDENT SATISFACTORY SURVEY REPORT
Academic Year 2020-21

No of responses: 1558

<p>Metric 1</p>	<p>How much of the syllabus was covered in the class?</p>  <ul style="list-style-type: none"> ● 4 – 85 to 100% ● 3 - 70 to 84% ● 2 – 55 to 69% ● 1- 30 to 54% ● 0 –Below 30%
<p>Metric 2</p>	<p>How well did the teachers prepare for the classes?</p>  <ul style="list-style-type: none"> ● 4 –Thoroughly ● 3 – Satisfactorily ● 2 – Poorly ● 1 – Indifferently ● 0 – Won't teach at all
<p>Metric 3</p>	<p>How well the teacher able to communicate?</p>

Student's Satisfactory Report AY 2020-21

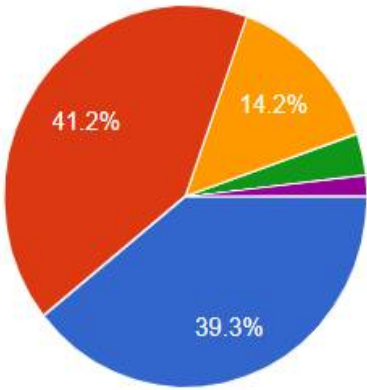
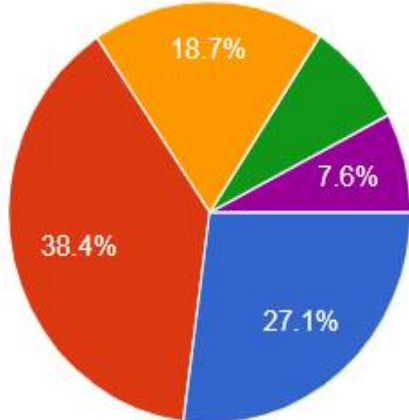
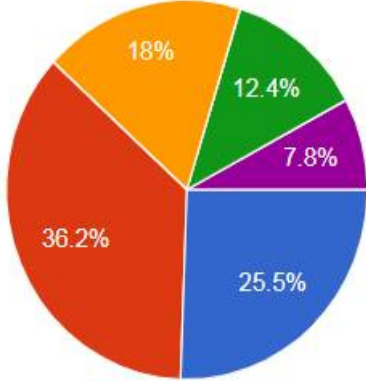
	 <ul style="list-style-type: none"> ● 4 – Always effective ● 3 – Sometimes effective ● 2 – Just satisfactorily ● 1– Generally ineffective ● 0– Very poor communication
Metric 4	The teacher's approach to teaching can best be described as
	 <ul style="list-style-type: none"> ● 4– Excellent ● 3 – Very good ● 2 – Good ● 1 – Fair ● 0– Poor
Metric 5	Fairness of the internal evaluation process by the teachers.
	 <ul style="list-style-type: none"> ● 4 –Always fair ● 3 –Usually fair ● 2 –Sometimes unfair ● 1 –Usually unfair ● 0–Unfair
Metric 6	Was your performance in assignments discussed with you?

Student's Satisfactory Report AY 2020-21

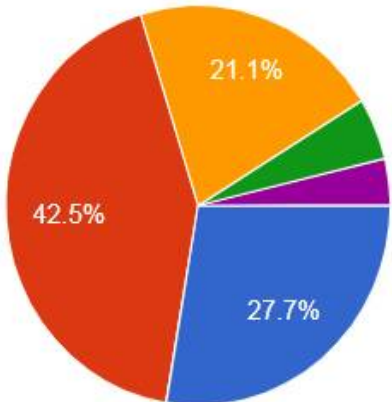
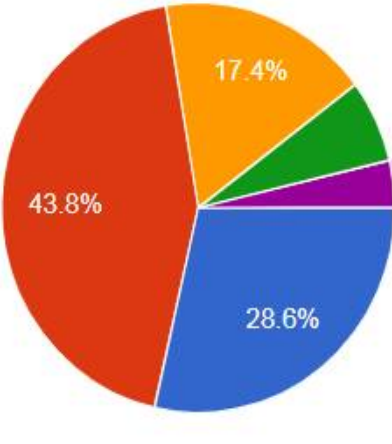
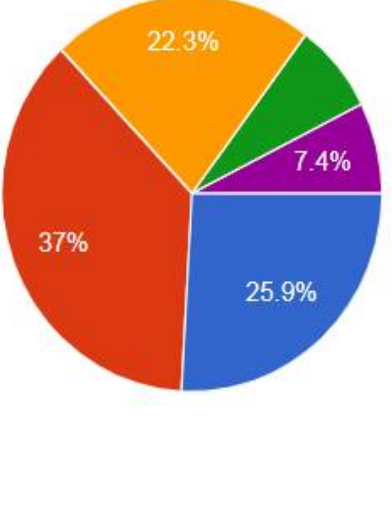
	<ul style="list-style-type: none"> ● 4 –Every time ● 3 –Usually ● 2 –Occasionally/Sometimes ● 1 –Rarely ● 0–Never
<p>Metric 7</p>	<p>The institute takes active interest in promoting internship, student exchange, and field visit Opportunities for students.</p>
	<ul style="list-style-type: none"> ● 4 – Regularly ● 3 – Often ● 2 – Sometimes ● 1 –Rarely ● 0–Never
<p>Metric 8</p>	<p>The teaching and mentoring process in your institution facilitates you in cognitive, social and emotional growth.</p>
	<ul style="list-style-type: none"> ● 4 – Significantly ● 3 – Very well ● 2 – Moderately ● 1 – Marginally ● 0– Not at all
<p>Metric 9</p>	<p>The institution provides multiple opportunities to learn and grow.</p>

	<p> 41.9% 28.1% 22.3% </p> <ul style="list-style-type: none"> ● 4 – Strongly agree ● 3 – Agree ● 2 – Neutral ● 1 – Disagree ● 0– Strongly disagree
Metric 10	Teachers inform you about your expected competencies, course outcomes and programme outcomes.
	<p> 40.6% 38.4% 13.2% </p> <ul style="list-style-type: none"> ● 4 – Every time ● 3 – Usually ● 2– Occasionally/Sometimes ● 1 – Rarely ● 0– Never
Metric 11	Your mentor does a necessary follow-up with an assigned task to you.
	<p> 35.6% 36.7% 16.2% </p> <ul style="list-style-type: none"> ● 4 – Every time ● 3 – Usually ● 2 – Occasionally/Sometimes ● 1 – Rarely ● 0 – I don't have a mentor
Metric 12	The teachers illustrate the concepts through examples and applications.

Student's Satisfactory Report AY 2020-21

	 <ul style="list-style-type: none"> ● 4 – Every time ● 3 – Usually ● 2 – Occasionally/Sometimes ● 1– Rarely ● 0 – Never
<p>Metric 13</p>	<p>The teachers identify your strengths and encourage you with providing right level of challenges.</p>
	 <ul style="list-style-type: none"> ● 4 – Fully ● 3 – Reasonably ● 2 – Partially ● 1 – Slightly ● 0– Unable to
<p>Metric 14</p>	<p>Teachers are able to identify your weaknesses and help you to overcome them.</p>
	 <ul style="list-style-type: none"> ● 4 – Every time ● 3 – Usually ● 2 – Occasionally/Sometimes ● 1 – Rarely ● 0 – Never
<p>Metric 15</p>	<p>The institution makes effort to engage students in the monitoring, review and continuous quality improvement of the teaching learning process.</p>

Student's Satisfactory Report AY 2020-21

	 <ul style="list-style-type: none"> ● 4 – Strongly agree ● 3 – Agree ● 2 – Neutral ● 1 – Disagree ● 0 – Strongly disagree
<p>Metric 16</p>	<p>The institute/ teachers use student centric methods, such as experiential learning, participative learning and problem solving methodologies for enhancing learning experiences.</p>
	 <ul style="list-style-type: none"> ● 4 – To a great extent ● 3 – Moderate ● 2 – Some what ● 1 – Very little ● 0– Not at all
<p>Metric 17</p>	<p>Teachers encourage you to participate in extracurricular activities.</p>
	 <ul style="list-style-type: none"> ● 4 – Strongly agree ● 3 – Agree ● 2 – Neutral ● 1 – Disagree ● 0 – Strongly disagree
<p>Metric 18</p>	<p>Efforts are made by the institute/ teachers to inculcate soft skills, life skills and employability skills to make you ready for the world of work.</p>

Student's Satisfactory Report AY 2020-21

	<ul style="list-style-type: none"> ● 4 – To a great extent ● 3 – Moderate ● 2 – Some what ● 1 – Very little ● 0– Not at all
<p>Metric 19</p>	<p>What percentage of teachers use ICT tools such as LCD projector, Multimedia, etc. while teaching.</p>
	<ul style="list-style-type: none"> ● 4 – Above 90% ● 3 – 70 – 89% ● 2 – 50 – 69% ● 1 – 30 – 49% ● 0 – Below 29%
<p>Metric 20</p>	<p>The overall quality of teaching-learning process in your institute is very good</p>
	<ul style="list-style-type: none"> ● 4 –Strongly agree ● 3 – Agree ● 2 – Neutral ● 1 – Disagree ● 0 – Strongly disagree

Name: Dr. K.V.Ramana Reddy

Name : Prof. K.Jaya Sankar

Signature of the Coordinator, IQAC
Coordinator
Internal Quality Assurance Cell (IQAC)
Mahatma Gandhi Institute of Technology
Gandipet, Hyderabad-500 075.

Signature of the Chairperson, IQAC
Chairperson
Internal Quality Assurance Cell (IQAC)
Mahatma Gandhi Institute of Technology
Gandipet, Hyderabad-500 075.