

MAHATMA GANDHI INSTITUTE OF TECHNOLOGY (Autonomous)

National Assessment and Accreditation Council (NAAC)

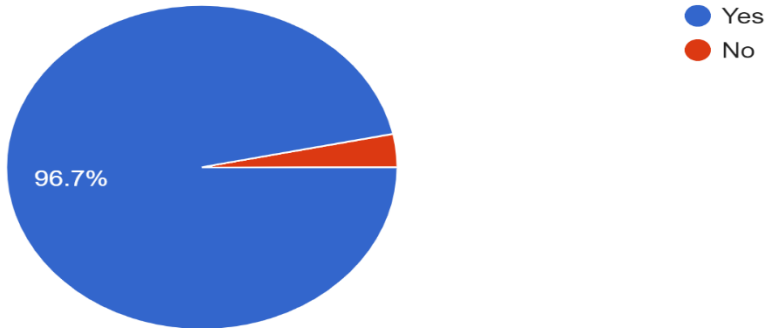
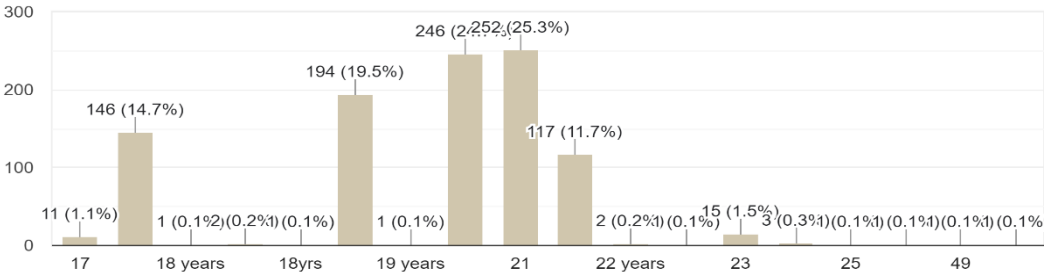
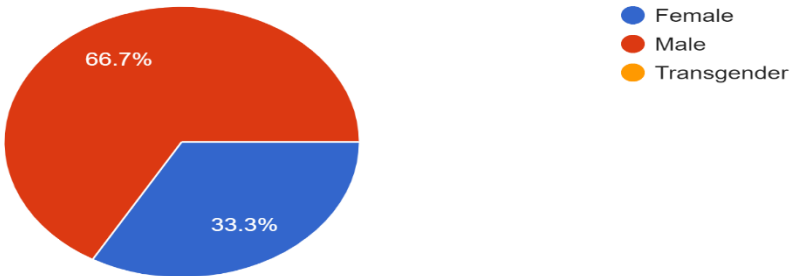
Criteria-2: Teaching – Learning and Evaluation

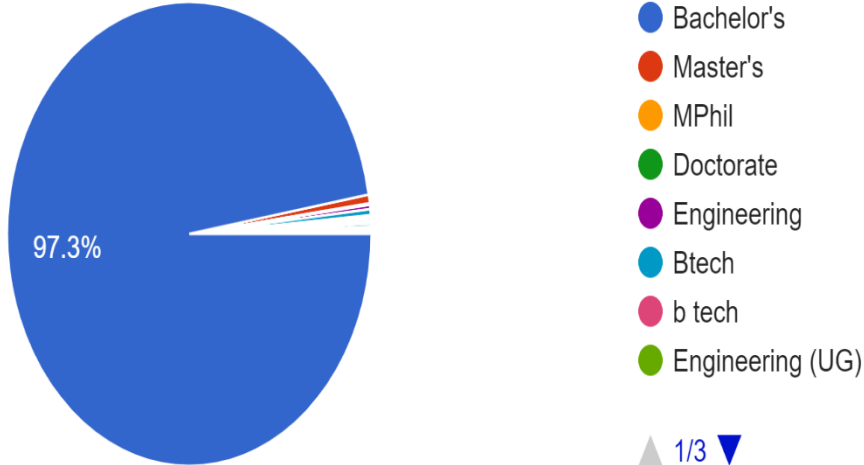
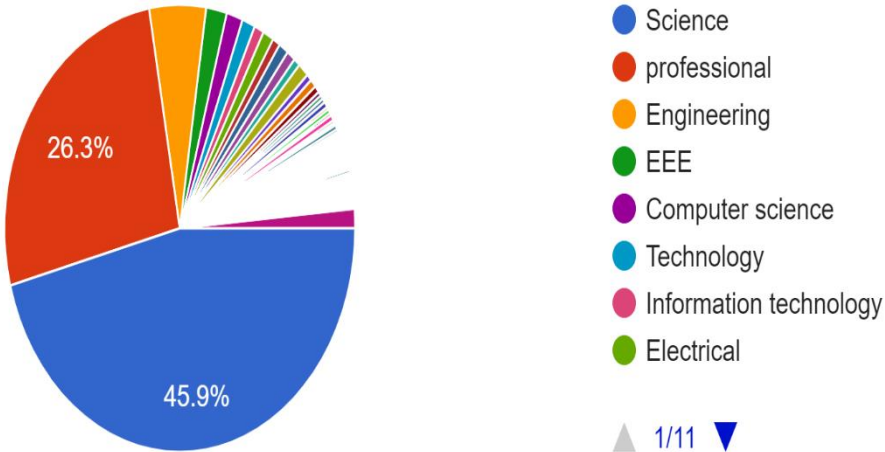
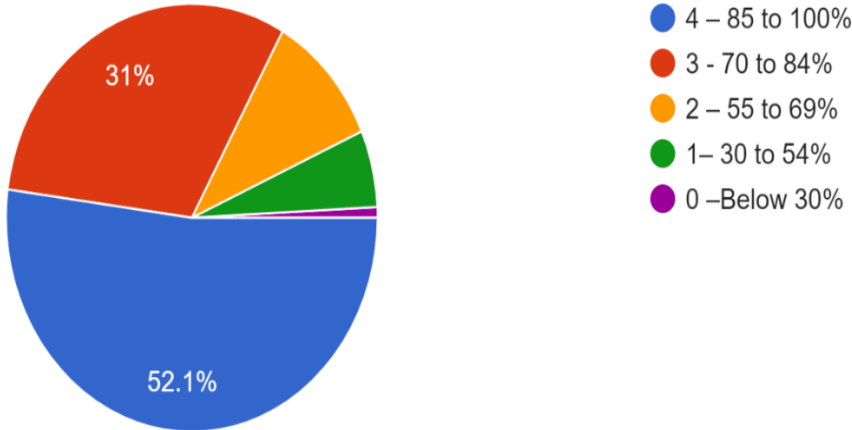
Key Indicator - 2.7.1

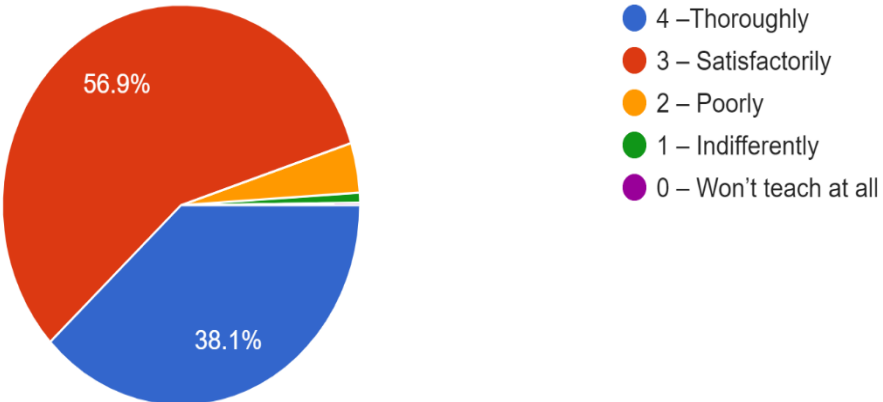
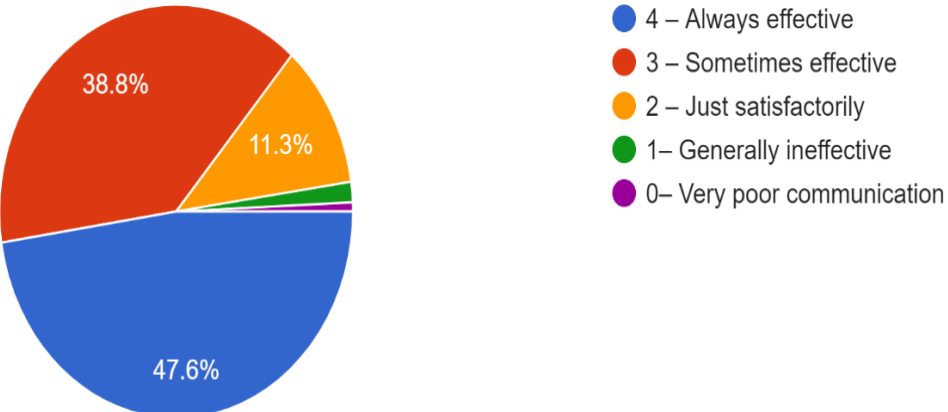
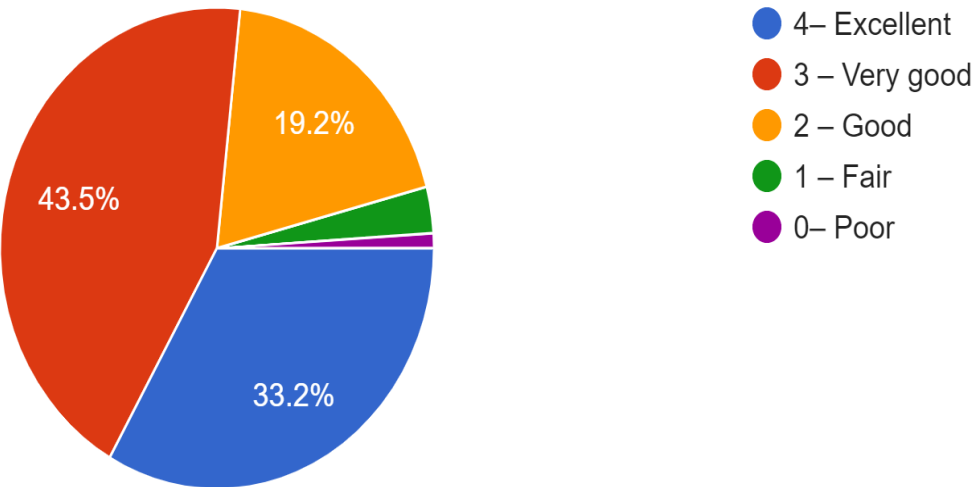
STUDENT SATISFACTION SURVEY REPORT

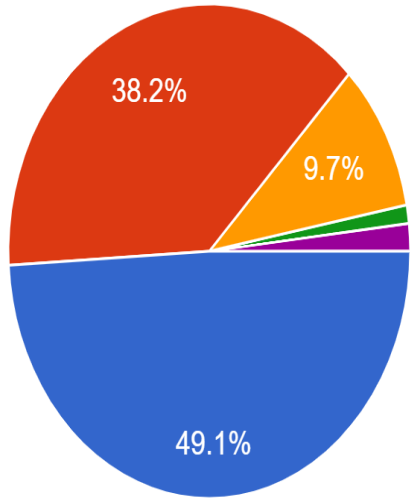
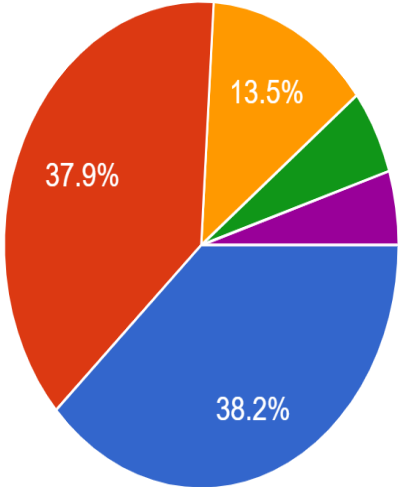
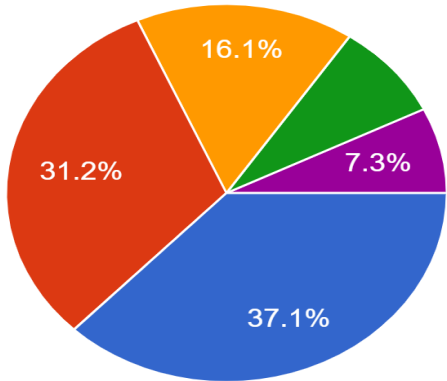
Academic Year 2021-22

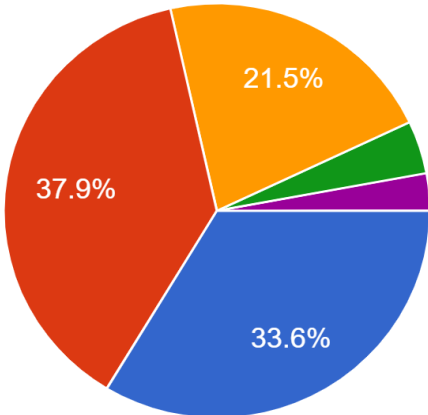
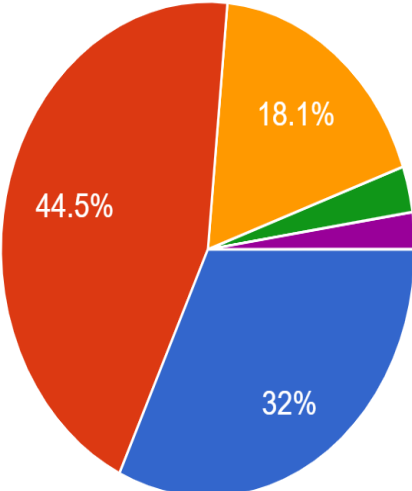
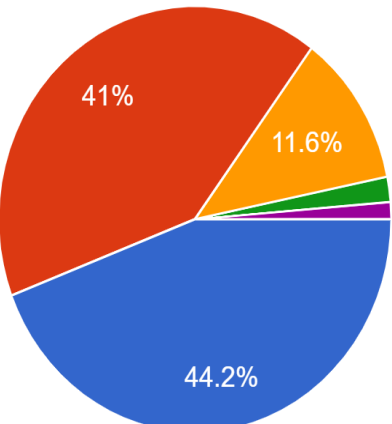
Number of students enrolled during the year: 3361 Number of responses: 996 (29.63%)

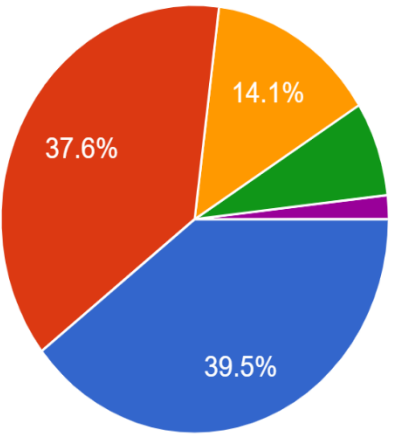
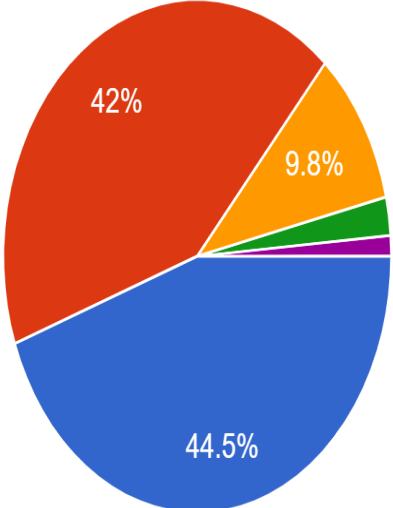
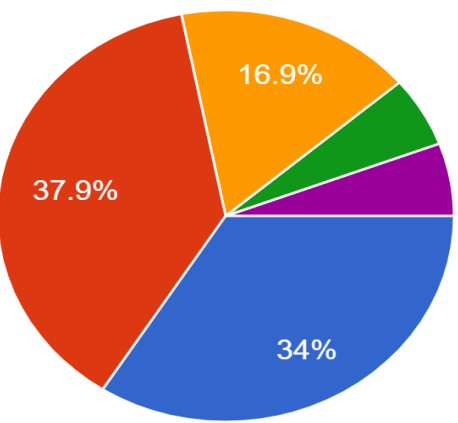
Criteria-I																																					
A)	Please confirm this is the first and only time you answer this survey																																				
	 <p>Legend: Yes (Blue), No (Red)</p>																																				
B)	Age																																				
	 <p>Age Distribution Data:</p> <table border="1"> <thead> <tr> <th>Age</th> <th>Number of Respondents</th> <th>Percentage</th> </tr> </thead> <tbody> <tr><td>17</td><td>11</td><td>1.1%</td></tr> <tr><td>18 years</td><td>146</td><td>14.7%</td></tr> <tr><td>18yrs</td><td>1</td><td>0.1%</td></tr> <tr><td>19 years</td><td>194</td><td>19.5%</td></tr> <tr><td>19yrs</td><td>1</td><td>0.1%</td></tr> <tr><td>20 years</td><td>246</td><td>24.6%</td></tr> <tr><td>21</td><td>252</td><td>25.3%</td></tr> <tr><td>22 years</td><td>117</td><td>11.7%</td></tr> <tr><td>23</td><td>15</td><td>1.5%</td></tr> <tr><td>25</td><td>3</td><td>0.3%</td></tr> <tr><td>49</td><td>1</td><td>0.1%</td></tr> </tbody> </table>	Age	Number of Respondents	Percentage	17	11	1.1%	18 years	146	14.7%	18yrs	1	0.1%	19 years	194	19.5%	19yrs	1	0.1%	20 years	246	24.6%	21	252	25.3%	22 years	117	11.7%	23	15	1.5%	25	3	0.3%	49	1	0.1%
Age	Number of Respondents	Percentage																																			
17	11	1.1%																																			
18 years	146	14.7%																																			
18yrs	1	0.1%																																			
19 years	194	19.5%																																			
19yrs	1	0.1%																																			
20 years	246	24.6%																																			
21	252	25.3%																																			
22 years	117	11.7%																																			
23	15	1.5%																																			
25	3	0.3%																																			
49	1	0.1%																																			
C)	College Name																																				
	MAHATMA GANDHI INSTITUTE OF TECHNOLOGY																																				
D)	Gender																																				
	 <p>Legend: Female (Blue), Male (Red), Transgender (Yellow)</p>																																				

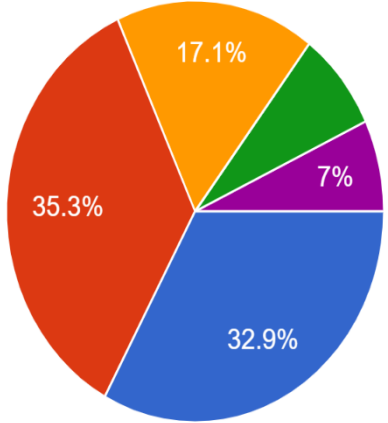
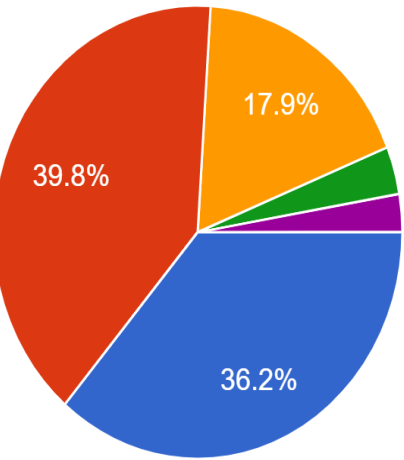
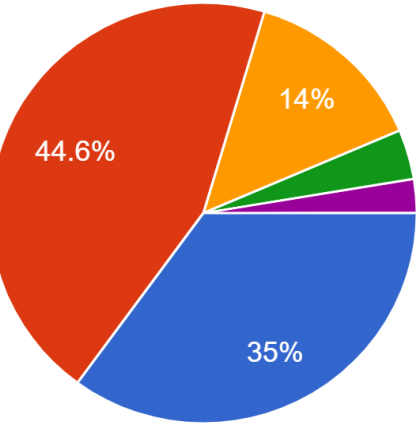
<p>E)</p>	<p>What degree program are you pursuing now?</p>  <p> ● Bachelor's ● Master's ● MPhil ● Doctorate ● Engineering ● Btech ● b tech ● Engineering (UG) </p> <p>▲ 1/3 ▼</p>
<p>F)</p>	<p>What subject area are you currently pursuing?</p>  <p> ● Science ● professional ● Engineering ● EEE ● Computer science ● Technology ● Information technology ● Electrical </p> <p>▲ 1/11 ▼</p>
<p>Criterion II</p>	
<p>Metric 1</p>	<p>How much of the syllabus was covered in the class?</p>
	 <p> ● 4 – 85 to 100% ● 3 - 70 to 84% ● 2 – 55 to 69% ● 1– 30 to 54% ● 0 –Below 30% </p>

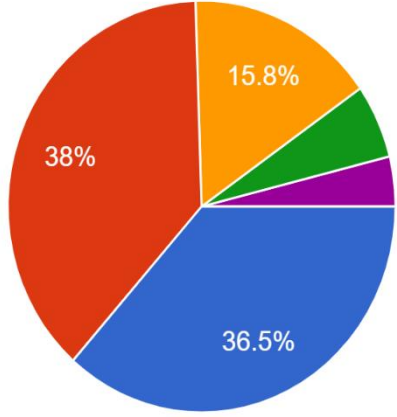
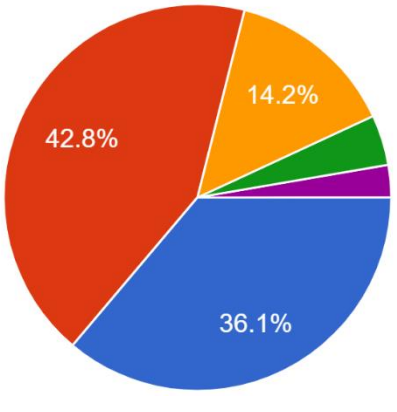
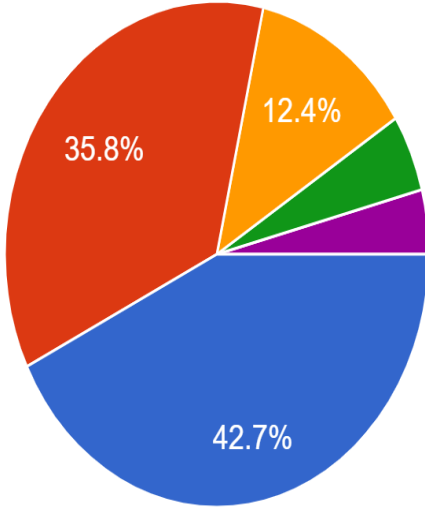
<p>Metric 2</p>	<p>How well did the teachers prepare for the classes?</p>  <ul style="list-style-type: none"> ● 4 – Thoroughly ● 3 – Satisfactorily ● 2 – Poorly ● 1 – Indifferently ● 0 – Won't teach at all
<p>Metric 3</p>	<p>How well the teacher able to communicate?</p>  <ul style="list-style-type: none"> ● 4 – Always effective ● 3 – Sometimes effective ● 2 – Just satisfactorily ● 1 – Generally ineffective ● 0 – Very poor communication
<p>Metric 4</p>	<p>The teacher's approach to teaching can best be described as</p>  <ul style="list-style-type: none"> ● 4 – Excellent ● 3 – Very good ● 2 – Good ● 1 – Fair ● 0 – Poor

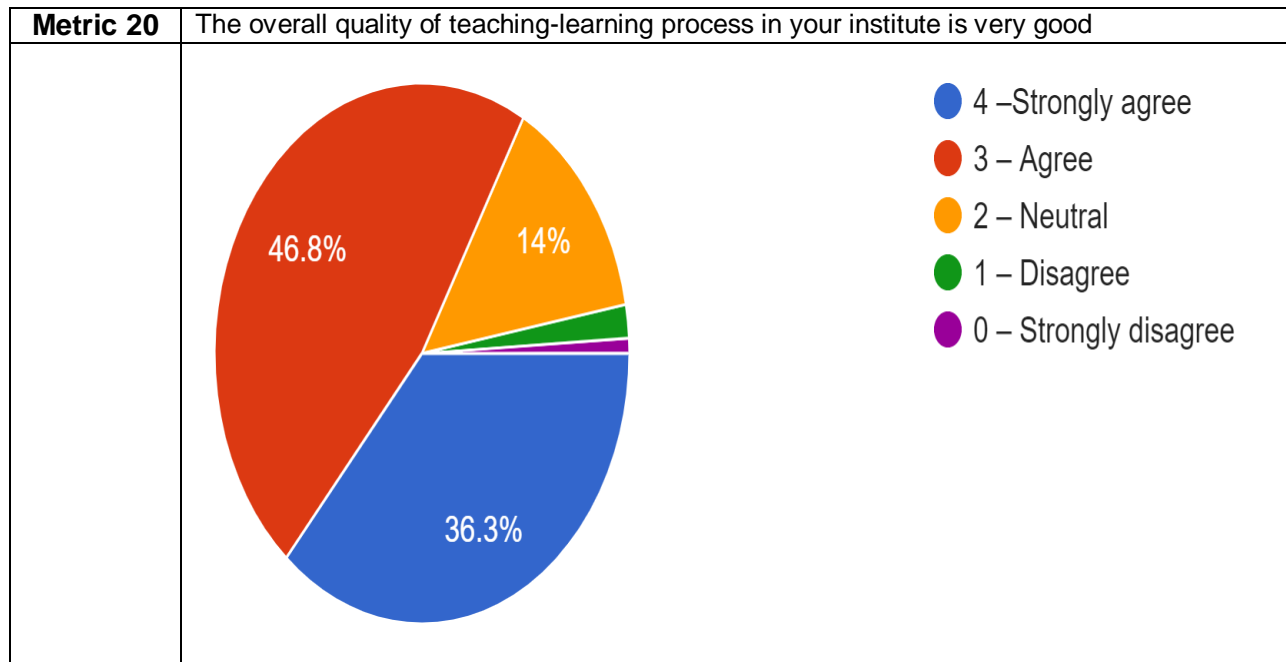
Metric 5	Fairness of the internal evaluation process by the teachers.
	 <ul style="list-style-type: none"> ● 4 –Always fair ● 3 –Usually fair ● 2 –Sometimes unfair ● 1 –Usually unfair ● 0–Unfair
Metric 6	Was your performance in assignments discussed with you?
	 <ul style="list-style-type: none"> ● 4 –Every time ● 3 –Usually ● 2 –Occasionally/Sometimes ● 1 –Rarely ● 0–Never
Metric 7	The institute takes active interest in promoting internship, student exchange, and field visit Opportunities for students.
	 <ul style="list-style-type: none"> ● 4 – Regularly ● 3 – Often ● 2 – Sometimes ● 1 –Rarely ● 0–Never

<p>Metric 8</p>	<p>The teaching and mentoring process in your institution facilitates you in cognitive, social and emotional growth.</p>  <ul style="list-style-type: none"> ● 4 – Significantly ● 3 – Very well ● 2 – Moderately ● 1 – Marginally ● 0– Not at all
<p>Metric 9</p>	<p>The institution provides multiple opportunities to learn and grow.</p>  <ul style="list-style-type: none"> ● 4 – Strongly agree ● 3 – Agree ● 2 – Neutral ● 1 – Disagree ● 0– Strongly disagree
<p>Metric 10</p>	<p>Teachers inform you about your expected competencies, course outcomes and programme outcomes.</p>  <ul style="list-style-type: none"> ● 4 – Every time ● 3 – Usually ● 2– Occasionally/Sometimes ● 1 – Rarely ● 0– Never

<p>Metric 11</p>	<p>Your mentor does a necessary follow-up with an assigned task to you.</p>  <ul style="list-style-type: none"> ● 4 – Every time ● 3 – Usually ● 2 – Occasionally/Sometimes ● 1 – Rarely ● 0 – I don't have a mentor
<p>Metric 12</p>	<p>The teachers illustrate the concepts through examples and applications.</p>  <ul style="list-style-type: none"> ● 4 – Every time ● 3 – Usually ● 2 – Occasionally/Sometimes ● 1 – Rarely ● 0 – Never
<p>Metric 13</p>	<p>The teachers identify your strengths and encourage you with providing right level of challenges.</p>  <ul style="list-style-type: none"> ● 4 – Fully ● 3 – Reasonably ● 2 – Partially ● 1 – Slightly ● 0 – Unable to

<p>Metric 14</p>	<p>Teachers are able to identify your weaknesses and help you to overcome them.</p>  <ul style="list-style-type: none"> ● 4 – Every time ● 3 – Usually ● 2 – Occasionally/Sometimes ● 1 – Rarely ● 0 – Never
<p>Metric 15</p>	<p>The institution makes effort to engage students in the monitoring, review and continuous quality improvement of the teaching learning process.</p>  <ul style="list-style-type: none"> ● 4 – Strongly agree ● 3 – Agree ● 2 – Neutral ● 1 – Disagree ● 0 – Strongly disagree
<p>Metric 16</p>	<p>The institute/ teachers use student centric methods, such as experiential learning, participative learning and problem solving methodologies for enhancing learning experiences.</p>  <ul style="list-style-type: none"> ● 4 – To a great extent ● 3 – Moderate ● 2 – Some what ● 1 – Very little ● 0- Not at all

<p>Metric 17</p>	<p>Teachers encourage you to participate in extracurricular activities.</p>  <ul style="list-style-type: none"> ● 4 – Strongly agree ● 3 – Agree ● 2 – Neutral ● 1 – Disagree ● 0 – Strongly disagree
<p>Metric 18</p>	<p>Efforts are made by the institute/ teachers to inculcate soft skills, life skills and employability skills to make you ready for the world of work.</p>  <ul style="list-style-type: none"> ● 4 – To a great extent ● 3 – Moderate ● 2 – Some what ● 1 – Very little ● 0– Not at all
<p>Metric 19</p>	<p>What percentage of teachers use ICT tools such as LCD projector, Multimedia, etc. while teaching.</p>  <ul style="list-style-type: none"> ● 4 – Above 90% ● 3 – 70 – 89% ● 2 – 50 – 69% ● 1 – 30 – 49% ● 0 – Below 29%



Coordinator
Internal Quality Assurance Cell (IQAC)
Mahatma Gandhi Institute of Technology
Gandipet, Hyderabad-500 075.



Chairperson
Internal Quality Assurance Cell (IQAC)
Mahatma Gandhi Institute of Technology
Gandipet, Hyderabad-500 075.